Tel. +49 511 473 530 91
Fax +49 511 473 530 88

GS-M2M accessories GmbH, Albert-Einstein-Straße 13, 30926 Seelze E-Mail gs@gs-m2m.de

GS-ANT-124

Technical Data		
GSM 850/900/1800/1900 MHz + UMTS + GPS high gain + WiFi 2400 MHz		
GSM	Frequency Range	850/900/1800/1900+2100 MHz
	VSWR*	< 2.0 typ.
	Peak Gain*	+2 dBi typ. (900 MHz) +3 dBi typ. (1800 MHz) +1 dBi typ. (2100 MHz)
	Power max.	10 W
	Diagnostic resistor	10 kΩ
GPS	Frequency	1575.42 MHz
	VSWR	1.5 typ.
	Peak Gain	25 dBi typ.
	Power Supply	3V to 5V; 25mA typ.
	V_{DD} max.	$+10V_{DC}$
	Input Power max.	+17dBm
	Current max.	30mA
WiFi	Frequency Range	2400 MHz
	VSWR*	< 2.0 typ
	Peak Gain*	+ 4 dBi typ
	Power max	10 W
		* Measured with 0.6m cable on 30x30cm ground plane

Tel. +49 511 473 530 91
Fax +49 511 473 530 88

GS-M2M accessories GmbH, Albert-Einstein-Straße 13, 30926 Seelze E-Mail gs@gs-m2m.de

GS-ANT-124

Mechanical Data		
	Dimensions (ØxH)	ca. 68 mm x 13 mm
	Cable	GPS: ca. 3m RG174 GSM: ca. 3m RG174 WiFi: ca. 3m mini LowLoss
	Connector	GPS: SMA (m)
		GSM: FME (f)
		WiFi: SMA (m)
	Temperature Range	-40°C to +85°C (operating temperature)
	Mounting by adhesive bonding possible on non-metalliv surfaces (adhesive bonding antenna)	
	Including 868 MHz – services and DECT	
	RoHS- and REACH-conform	

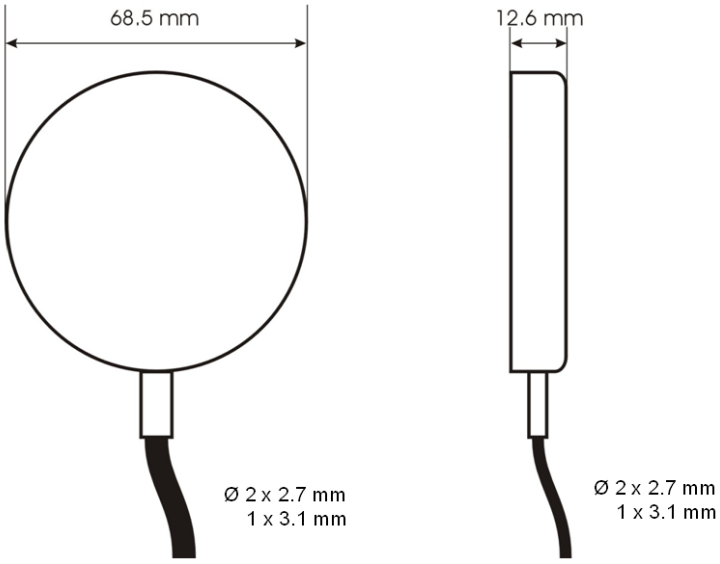

Tel. +49 511 473 530 91
Fax +49 511 473 530 88

GS-M2M accessories GmbH, Albert-Einstein-Straße 13, 30926 Seelze E-Mail gs@gs-m2m.de

GS-ANT-124

Radiation diagram (typ.)*

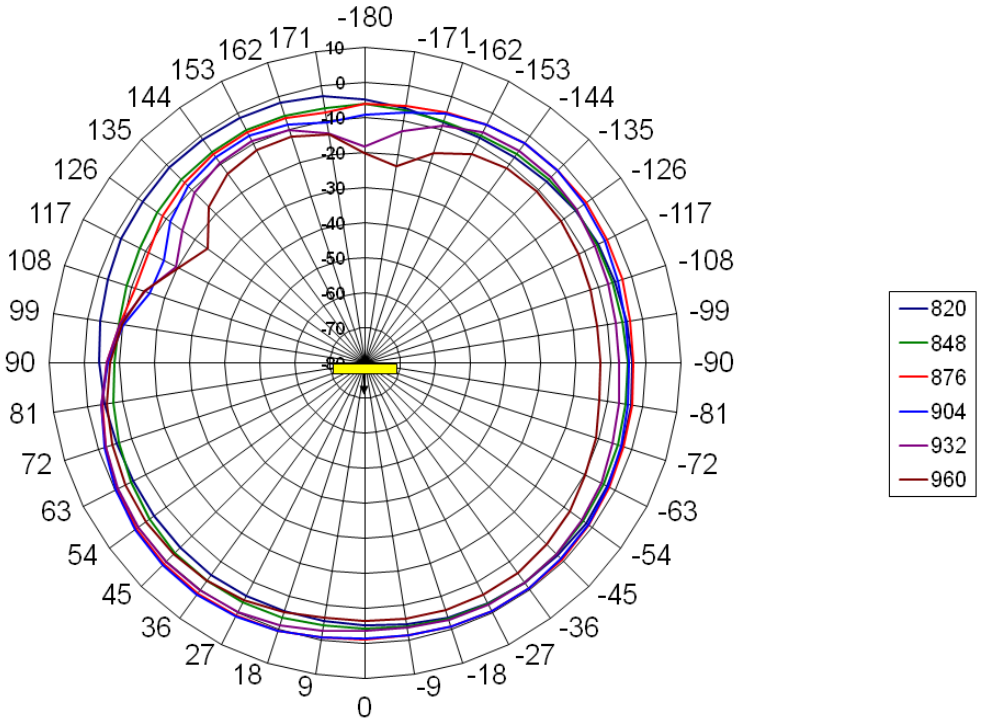

GSM 900 MHz
Peak gain: +2 dBi

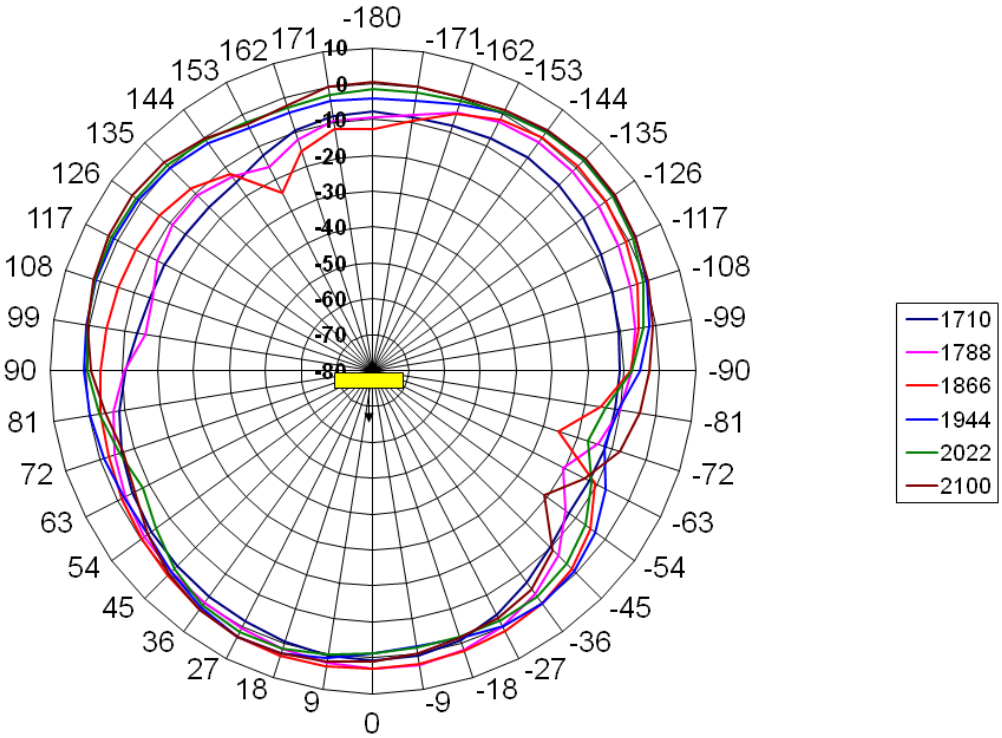

GSM 1800 MHz
Peak gain: +3 dBi

Tel. +49 511 473 530 91
Fax +49 511 473 530 88

GS-M2M accessories GmbH, Albert-Einstein-Straße 13, 30926 Seelze E-Mail gs@gs-m2m.de

GS-ANT-124

Radiation diagram (typ.)*

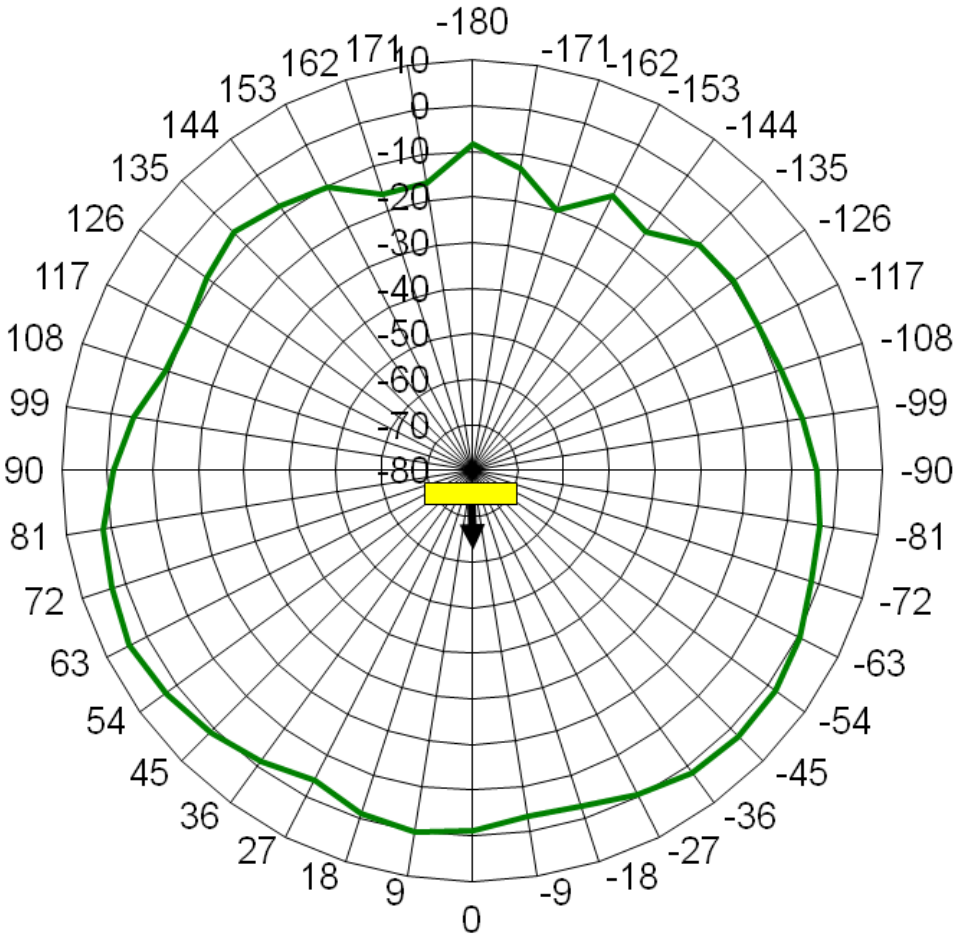

WiFi 2400 MHz
Peak gain: +4 dBi

*measured with 0.6m cable on 30x30 cm glass plane