Tel. +49 511 473 530 91
Fax +49 511 473 530 88

GS-M2M accessories GmbH, Albert-Einstein-Straße 13, 30926 Seelze E-Mail gs@gs-m2m.de

GS-ANT-144

Technical Data			
GSM	Frequency Range	890 - 960 MHz 1710 -1880 MHz	
	VSWR*	890 - 960 MHz 1710 -1880 MHz	< 2 < 2
	Gain	890 - 960 MHz 1710 -1880 MHz	2 < G < 4 -1 < G < 1.8
	Power Max.	20 W	
	Impedance	50 Ω	
	Polarization	Linear	
Mechanical Data			
	Dimensions (ØxH)	ca. 35 mm x 210 mm	
	Connection (standard)	ca. 2.5 m connecting cable mini LowLoss	
	Connector (variants)	FME (f)	
		SMA (m)	
	Magnetic mount		
	RoHS compliant		
			* Measured with 0.1m cable on 500x500mm ground plane

Tel. +49 511 473 530 91
Fax +49 511 473 530 88

GS-M2M accessories GmbH, Albert-Einstein-Straße 13, 30926 Seelze E-Mail gs@gs-m2m.de

GS-ANT-144

Gain H-plane pattern

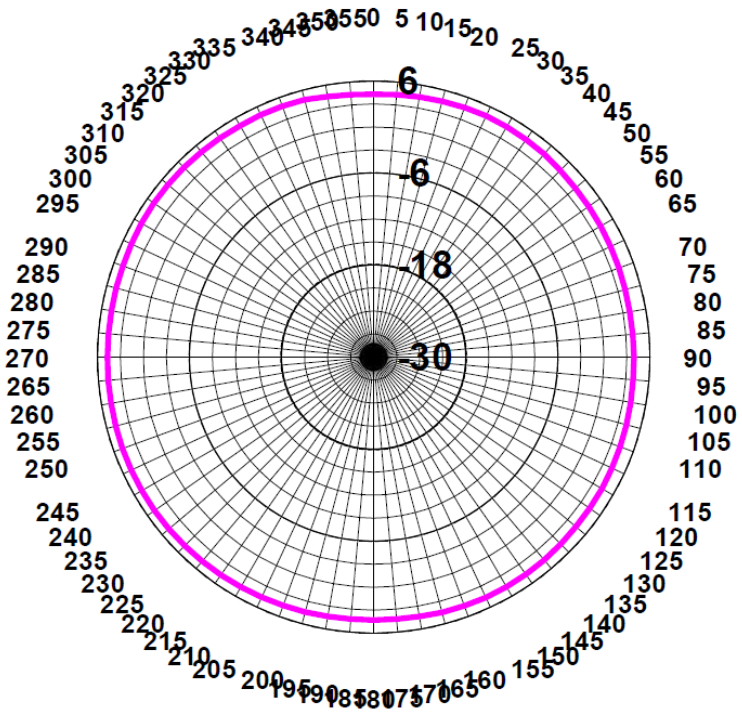

Gain H-plane linear polarization
@ 900 MHz (dBi)

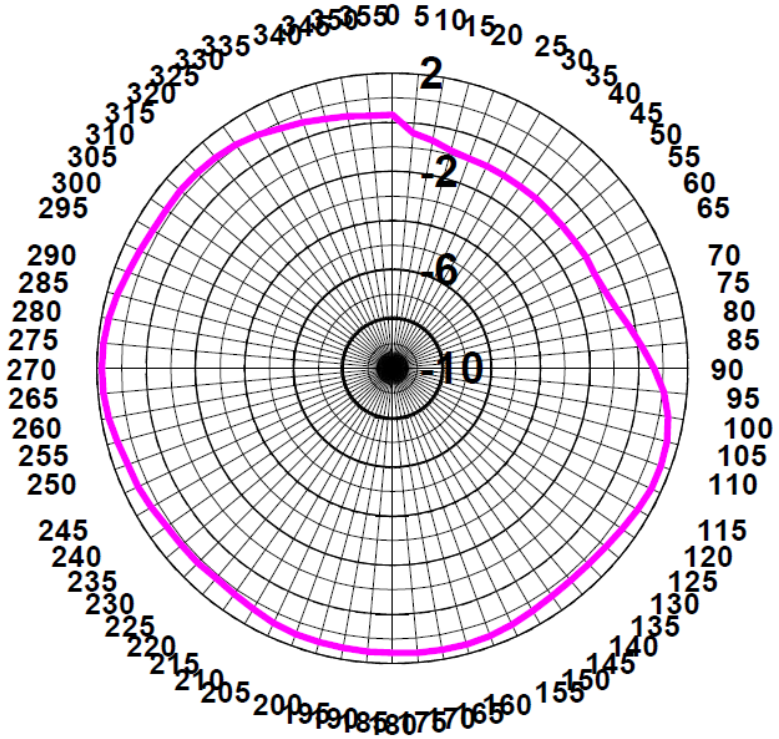

Gain H-plane linear polarization
@ 1800 MHz (dBi)

Tel. +49 511 473 530 91
Fax +49 511 473 530 88

GS-M2M accessories GmbH, Albert-Einstein-Straße 13, 30926 Seelze E-Mail gs@gs-m2m.de

GS-ANT-144
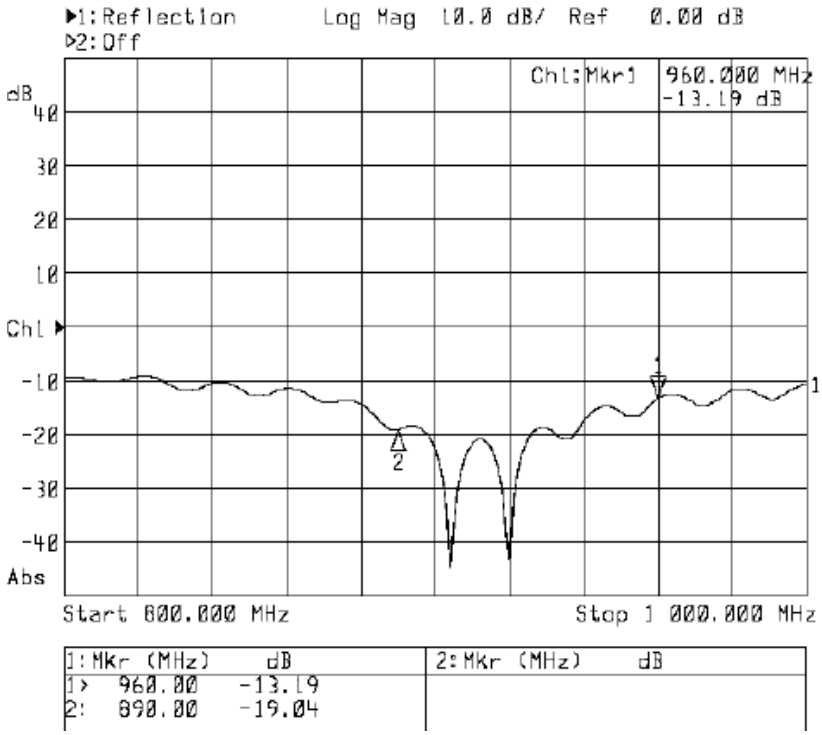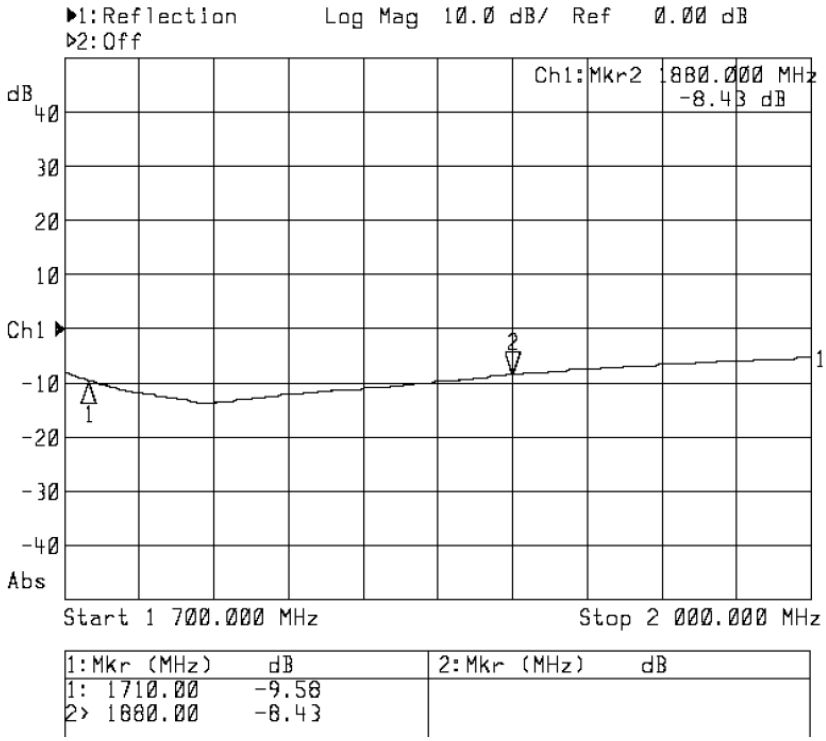
SWR diagram